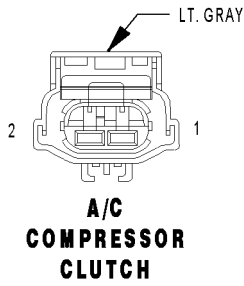
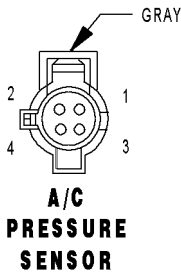


9.0 CONNECTOR PINOUTS



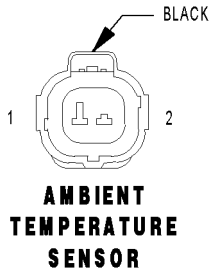
A/C COMPRESSOR CLUTCH - LT. GRAY 2 WAY

CAV	CIRCUIT	FUNCTION
1	C3 20DB/YL (DIESEL)	A/C COMPRESSOR CLUTCH RELAY OUTPUT
1	C3 20DB/YL (GAS)	A/C CLUTCH RELAY OUTPUT
2	Z153 18BK/GY	GROUND



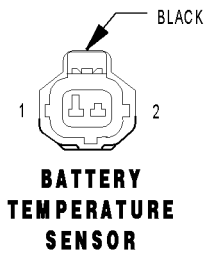
A/C PRESSURE SENSOR - GRAY 4 WAY

CAV	CIRCUIT	FUNCTION
1	C918 20BK/LB (DIESEL)	A/C PRESSURE SENSOR GROUND
1	K900 18DB/DG (GAS)	SENSOR GROUND
2	F855 20PK/YL (2.4L)	5 VOLT SUPPLY
2	F855 18PK/YL (3.3L/3.8L)	5 VOLT SUPPLY
2	F851 20LB/PK (DIESEL)	SENSOR REFERENCE VOLTAGE B
3	C18 20LB/BR (DIESEL)	A/C PRESSURE SENSOR SIGNAL
3	C18 18LB/BR (GAS)	A/C PRESSURE SIGNAL
4	-	-



AMBIENT TEMPERATURE SENSOR - BLACK 2 WAY

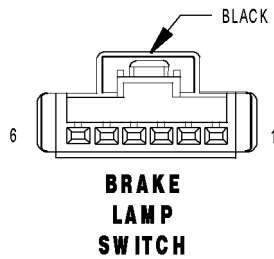
CAV	CIRCUIT	FUNCTION
1	G31 18VT/LG (DIESEL)	AMBIENT TEMPERATURE SENSOR SIGNAL
1	G31 18VT/LG (GAS)	AAT SIGNAL
2	G931 18VT/BR (DIESEL)	AMBIENT TEMPERATURE SENSOR RETURN
2	K900 18DB/DG (GAS)	SENSOR GROUND



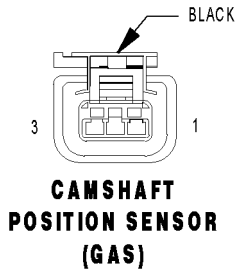
BATTERY TEMPERATURE SENSOR - BLACK 2 WAY

CAV	CIRCUIT	FUNCTION
1	K25 20BR/TN (DIESEL)	BATTERY TEMPERATURE SENSOR SIGNAL
1	K91 18DB/YL (GAS)	BATTERY TEMP SIGNAL
2	K900 20DB/DG (DIESEL)	SENSOR GROUND
2	K900 18DB/DG (GAS)	SENSOR GROUND

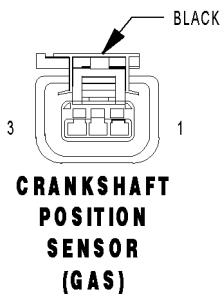
CONNECTOR PINOUTS



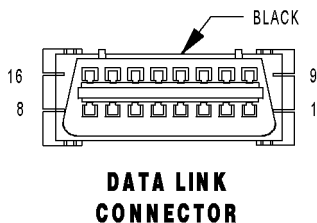
BRAKE LAMP SWITCH - BLACK 6 WAY		
CAV	CIRCUIT	FUNCTION
1	A103 18GY/RD	FUSED B(+)
2	L50 18WT/TN (DIESEL)	PRIMARY BRAKE SWITCH SIGNAL
2	L50 18WT/TN (GAS)	BRAKE LAMP SWITCH OUTPUT
3	V30 20VT/WT (GAS)	S/C BRAKE SWITCH OUTPUT
4	V32 20VT/YL (GAS)	SPEED CONTROL SUPPLY
5	Z429 20BK/OR	GROUND
6	B29 20DG/WT	SECONDARY BRAKE SWITCH SIGNAL



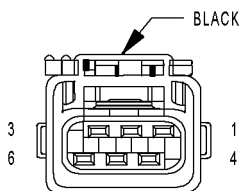
CAMSHAFT POSITION SENSOR (GAS) - BLACK 3 WAY		
CAV	CIRCUIT	FUNCTION
1	F855 20PK/YL (2.4L)	5 VOLT SUPPLY
1	F855 18PK/YL (3.3L/3.8L)	5 VOLT SUPPLY
2	K900 20DB/DG	SENSOR GROUND
3	K44 18DB/GY	CMP SIGNAL



CRANKSHAFT POSITION SENSOR (GAS) - BLACK 3 WAY		
CAV	CIRCUIT	FUNCTION
1	F855 20PK/YL (2.4L)	5 VOLT SUPPLY
1	F855 18PK/YL (3.3L/3.8L)	5 VOLT SUPPLY
2	K900 20DB/DG	SENSOR GROUND
3	K24 18BR/LB	CKP SIGNAL



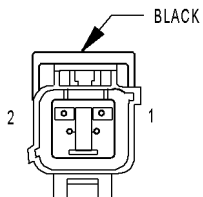
DATA LINK CONNECTOR - BLACK 16 WAY		
CAV	CIRCUIT	FUNCTION
1	-	-
2	D25 20WT/VT	PCI BUS
3	-	-
4	Z11 20BK/LG	GROUND
5	Z111 20BK/WT	GROUND
6	-	-
7	D21 20WT/DG (DIESEL)	SCI TRANSMIT (ECM)
7	D21 20WT/DG (GAS)	SCI TRANSMIT (PCM)
8	-	-
9	D123 20WT/BR	FLASH PROGRAM ENABLE
10	-	-
11	-	-
12	D20 20WT/LG (GAS)	SCI RECEIVE (PCM)
13	-	-
14	-	-
15	D15 20DG/YL (EATX)	SCI TRANSMIT (TCM)
16	A105 20DB/RD	FUSED B(+)



**EGR SOLENOID
(3.3L)**

EGR SOLENOID (3.3L) - BLACK 6 WAY

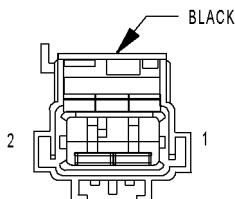
CAV	CIRCUIT	FUNCTION
1	K34 18DB/LG	EGR SOLENOID SIGNAL
2	F855 18PK/YL	5 VOLT SUPPLY
3	K900 18DB/DG	SENSOR GROUND
4	Z335 18BK/DB	GROUND
5	-	-
6	K35 18DB/VT	EGR SOLENOID CONTROL



**ENGINE
COOLANT TEMP
SENSOR
(GAS)**

ENGINE COOLANT TEMP SENSOR (GAS) - BLACK 2 WAY

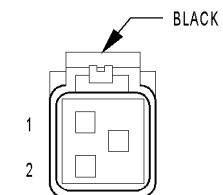
CAV	CIRCUIT	FUNCTION
1	K900 20DB/DG	SENSOR GROUND
2	K2 18VT/OR	ECT SIGNAL



**EVAP/PURGE
SOLENOID
(GAS)**

EVAP/PURGE SOLENOID (GAS) - BLACK 2 WAY

CAV	CIRCUIT	FUNCTION
1	K52 18DB/WT	EVAP PURGE CONTROL
2	K70 18DB/BR	EVAP PURGE RETURN

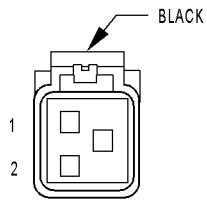


**FUEL
INJECTOR
NO. 1
(2.4L/3.3L/3.8L)**

FUEL INJECTOR NO. 1 (2.4L/3.3L/3.8L) - BLACK 2 WAY

CAV	CIRCUIT	FUNCTION
1	K342 16BR/WT	ASD RELAY OUTPUT
2	K11 16BR/YL	INJECTOR CONTROL NO. 1

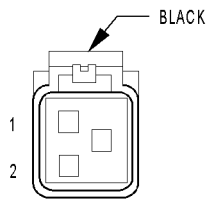
CONNECTOR PINOUTS



FUEL INJECTOR NO. 2 (2.4L/3.3L/3.8L)

FUEL INJECTOR NO. 2 (2.4L/3.3L/3.8L) - BLACK 2 WAY

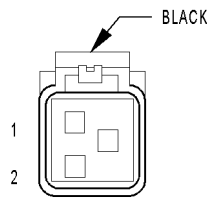
CAV	CIRCUIT	FUNCTION
1	K342 16BR/WT	ASD RELAY OUTPUT
2	K12 16BR/DB	INJECTOR CONTROL NO. 2



FUEL INJECTOR NO. 3 (2.4L/3.3L/3.8L)

FUEL INJECTOR NO. 3 (2.4L/3.3L/3.8L) - BLACK 2 WAY

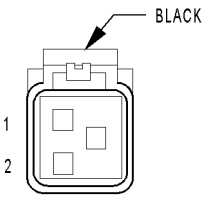
CAV	CIRCUIT	FUNCTION
1	K342 16BR/WT	ASD RELAY OUTPUT
2	K13 16BR/LB	INJECTOR CONTROL NO. 3



FUEL INJECTOR NO. 4 (2.4L/3.3L/3.8L)

FUEL INJECTOR NO. 4 (2.4L/3.3L/3.8L) - BLACK 2 WAY

CAV	CIRCUIT	FUNCTION
1	K342 16BR/WT	ASD RELAY OUTPUT
2	K14 16BR/TN	INJECTOR CONTROL NO. 4

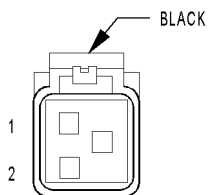


FUEL INJECTOR NO. 5 (3.3L/3.8L)

FUEL INJECTOR NO. 5 (3.3L/3.8L) - BLACK 2 WAY

CAV	CIRCUIT	FUNCTION
1	K342 16BR/WT	ASD RELAY OUTPUT
2	K38 16BR/OR	INJECTOR CONTROL NO. 5

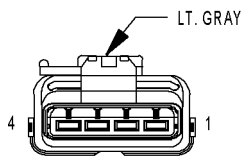
CONNECTOR PINOUTS



FUEL INJECTOR NO. 6 (3.3L/3.8L)

FUEL INJECTOR NO. 6 (3.3L/3.8L) - BLACK 2 WAY

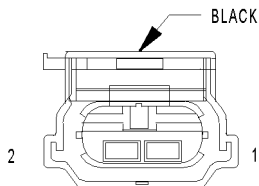
CAV	CIRCUIT	FUNCTION
1	K342 16BR/WT	ASD RELAY OUTPUT
2	K58 16BR/VT	INJECTOR CONTROL NO. 6



FUEL PUMP MODULE

FUEL PUMP MODULE - LT. GRAY 4 WAY

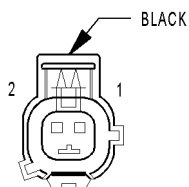
CAV	CIRCUIT	FUNCTION
1	Z201 18BK/OR (GAS)	GROUND
2	Z201 20BK/OR (DIESEL)	GROUND
2	Z201 20BK/DB (GAS)	GROUND
3	N4 20DB/WT	FUEL LEVEL SENSOR SIGNAL
4	N1 18DB/OR (GAS)	FUEL PUMP RELAY OUTPUT



GENERATOR

GENERATOR - BLACK 2 WAY

CAV	CIRCUIT	FUNCTION
1	K342 16BR/WT (DIESEL)	ECM/PCM RELAY OUTPUT
1	Z20 18BK (GAS)	GROUND
2	K20 14BR/GY (DIESEL)	GENERATOR FIELD CONTROL
2	K20 18BR/GY (GAS)	GEN FIELD CONTROL

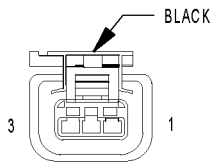


IDLE AIR CONTROL MOTOR (GAS)

IDLE AIR CONTROL MOTOR (GAS) - BLACK 2 WAY

CAV	CIRCUIT	FUNCTION
1	K61 18VT/GY	IAC MOTOR CONTROL
2	K961 18BR/VT	IAC RETURN

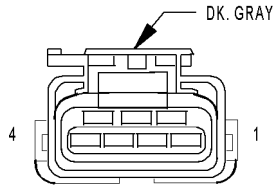
CONNECTOR PINOUTS



**IGNITION
COIL
(2.4L)**

IGNITION COIL (2.4L) - BLACK 3 WAY

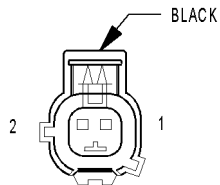
CAV	CIRCUIT	FUNCTION
1	K17 16DB/TN	COIL CONTROL NO. 2
2	K342 16BR/WT	ASD RELAY OUTPUT
3	K19 16DB/DG	COIL CONTROL NO. 1



**IGNITION
COIL
(3.3L/3.8L)**

IGNITION COIL (3.3L/3.8L) - DK. GRAY 4 WAY

CAV	CIRCUIT	FUNCTION
1	K18 16BR/OR	COIL CONTROL NO. 3
2	K342 16BR/WT	ASD RELAY OUTPUT
3	K19 16DB/DG	COIL CONTROL NO. 1
4	K17 16DB/TN	COIL CONTROL NO. 2

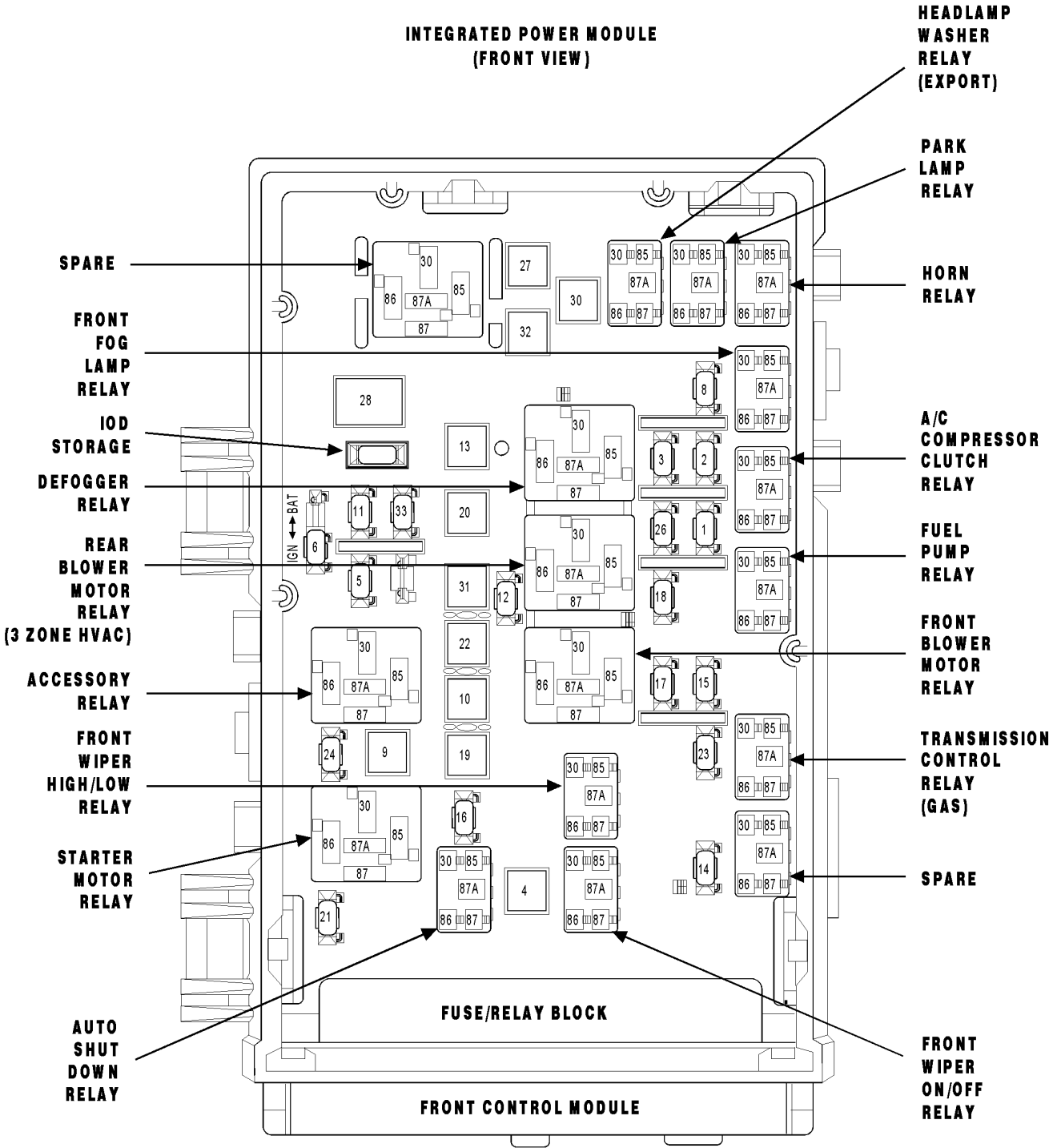


**INLET AIR
TEMPERATURE
SENSOR**

INLET AIR TEMPERATURE SENSOR - BLACK 2 WAY

CAV	CIRCUIT	FUNCTION
1	K21 18DB/LG	IAT SIGNAL
2	K900 20DB/DG	SENSOR GROUND

INTEGRATED POWER MODULE
(FRONT VIEW)



CONNECTOR PINOUTS

CONNECTOR PINOUTS

A/C COMPRESSOR CLUTCH RELAY

CAV	CIRCUIT	FUNCTION
30	INTERNAL	FUSED B(+)
85	C13 20LB/OR (DIESEL)	A/C COMPRESSOR CLUTCH RELAY CONTROL
85	C13 18LB/OR (GAS)	A/C CLUTCH RELAY CONTROL
86	K342 16BR/WT (DIESEL)	ECM/PCM RELAY OUTPUT
86	F202 20PK/GY (GAS)	FUSED IGNITION SWITCH OUTPUT (RUN-START)
87	C3 20DB/YL	A/C COMPRESSOR CLUTCH RELAY OUTPUT
87A	-	-

AUTO SHUT DOWN RELAY (GAS)

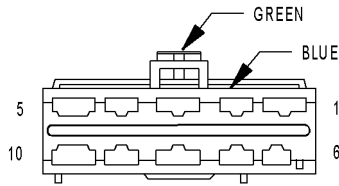
CAV	CIRCUIT	FUNCTION
30	INTERNAL	FUSED B(+)
85	K51 18BR/WT	ASD RELAY CONTROL
86	INTERNAL	FUSED B(+)
87	K342 16BR/WT	ASD RELAY OUTPUT
87A	-	-

FUEL PUMP RELAY (GAS)

CAV	CIRCUIT	FUNCTION
30	N1 18DB/OR	FUEL PUMP RELAY OUTPUT
85	K31 18BR	FUEL PUMP RELAY CONTROL
86	INTERNAL	FUSED IGNITION SWITCH OUTPUT (RUN-START)
87	INTERNAL	FUSED B(+)
87A	-	-

STARTER MOTOR RELAY

CAV	CIRCUIT	FUNCTION
30	INTERNAL	FUSED B(+)
85	T752 20DG/OR (DIESEL)	STARTER MOTOR RELAY CONTROL
85	T752 18DG/OR (GAS)	STARTER MOTOR RELAY CONTROL
86	INTERNAL	FUSED IGNITION SWITCH OUTPUT (START)
87	T750 12YL/GY	STARTER MOTOR RELAY OUTPUT
87A	-	-



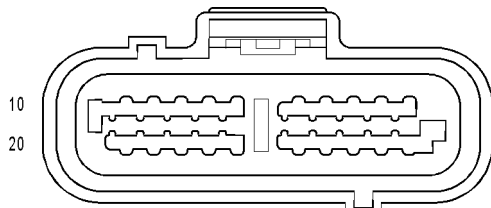
**INTEGRATED
POWER
MODULE C2**

INTEGRATED POWER MODULE C2 - GREEN/BLUE 10 WAY

CAV	CIRCUIT	FUNCTION
1	N173 18DB/VT (GAS)	RAD FAN RELAY CONTROL
2	V53 12BR/OR (EXPORT)	HEADLAMP WASHER RELAY OUTPUT
3	L60 18WT/TN	RIGHT FRONT TURN SIGNAL DRIVER
4	L13 18WT/YL (EXPORT)	HEADLAMP ADJUST SIGNAL
5	X2 18DG/OR	HORN RELAY OUTPUT
6	L90 18WT/OR (FOG LAMPS)	FRONT FOG LAMP RELAY OUTPUT
7	L61 18WT/LB	LEFT FRONT TURN SIGNAL DRIVER
8	-	-
9	A112 12OR/RD	FUSED B(+)
10	L89 18WT/YL (FOG LAMPS)	FRONT FOG LAMP RELAY OUTPUT

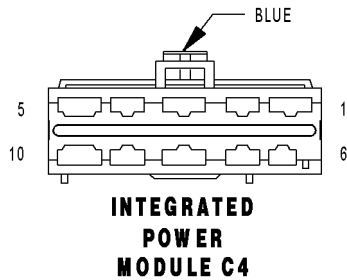
INTEGRATED POWER MODULE C3 - 20 WAY

CAV	CIRCUIT	FUNCTION
1	N21 20DB/TN (DIESEL)	LIFT PUMP RELAY CONTROL
1	Z115 20BK/OR (GAS)	GROUND
2	F1 18PK/WT	FCM OUTPUT (UNLOCK-RUN-START)
3	T751 20YL (DIESEL)	FUSED IGNITION SWITCH OUTPUT (START)
3	T751 18YL (GAS)	FUSED IGNITION SWITCH OUTPUT (START)
4	T2 18DG/WT (MTX)	TRS REVERSE SENSE
5	N2 18DB/YL (DIESEL)	LIFT PUMP RELAY OUTPUT
5	T16 18YL/OR (GAS EATX)	TRANSMISSION CONTROL RELAY OUTPUT
6	F202 20PK/GY (DIESEL)	FUSED IGNITION SWITCH OUTPUT (RUN-START)
6	T15 18YL/BR (GAS EATX)	TRANSMISSION CONTROL RELAY CONTROL
7	C3 20DB/YL	A/C CLUTCH RELAY OUTPUT
8	Z114 18BK/LG (DIESEL)	GROUND
8	K31 18BR (GAS)	FUEL PUMP RELAY CONTROL
9	C13 20LB/OR (DIESEL)	A/C COMPRESSOR CLUTCH RELAY CONTROL
9	C13 18LB/OR (GAS)	A/C COMPRESSOR CLUTCH RELAY CONTROL
10	A119 16RD/OR (DIESEL)	FUSED B(+)
11	C41 20LB/DG (DIESEL)	CABIN HEATER ASSIST CONTROL
12	-	-
13	D25 20WT/VT (DIESEL MTX)	PCI BUS
13	D25 18WT/VT (GAS/DIESEL EATX)	PCI BUS
14	T752 20DG/OR (DIESEL)	STARTER MOTOR RELAY CONTROL
14	T752 18DG/OR (GAS)	STARTER RELAY CONTROL
15	Z116 18BK/VT	GROUND
16	K51 20BR/WT (DIESEL)	ECM/PCM RELAY CONTROL
16	K51 18BR/WT (GAS)	ASD RELAY CONTROL
17	F202 20PK/GY	FUSED IGNITION SWITCH OUTPUT (RUN-START)
18	K173 18BR/VT (GAS)	RAD FAN RELAY CONTROL
19	K342 16BR/WT (DIESEL)	ECM/PCM RELAY OUTPUT
19	F202 20PK/GY (GAS)	FUSED IGNITION SWITCH OUTPUT (RUN-START)
20	A109 18OR/RD (GAS)	FUSED B(+)



**INTEGRATED
POWER
MODULE C3**

CONNECTOR PINOUTS

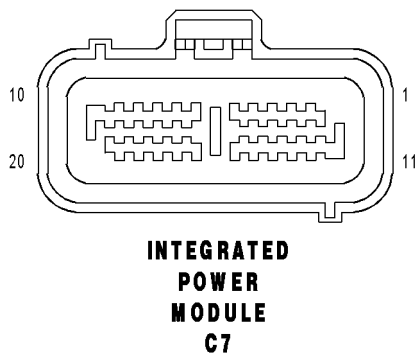


INTEGRATED POWER MODULE C4 - BLUE 10 WAY

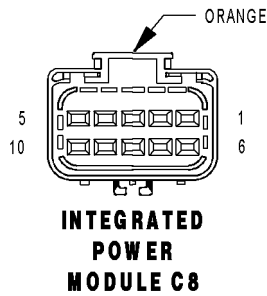
CAV	CIRCUIT	FUNCTION
1	Z127 12BK (ASSY. PLANT EVAC & FILL)	GROUND
2	T750 12YL/GY	STARTER MOTOR RELAY OUTPUT
3	K342 16BR/WT (DIESEL)	ECM/PCM RELAY OUTPUT
3	K342 16BR/WT (GAS)	ASD RELAY OUTPUT
4	F500 16DG/PK (ASSY. PLANT EVAC & FILL)	FUSED IGNITION SWITCH OUTPUT (RUN)
5	-	-
6	D25 18WT/VT (ABS)	PCI BUS
7	A107 12TN/RD (ABS)	FUSED B(+)
8	A111 12DG/RD (ABS)	FUSED B(+)
9	-	-
10	-	-

INTEGRATED POWER MODULE C7 - 20 WAY

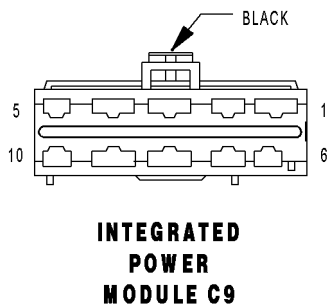
CAV	CIRCUIT	FUNCTION
1	C16 20DB/GY	FUSED DEFOGGER RELAY OUTPUT
2	T141 20YL/OR (DIESEL)	FUSED IGNITION SWITCH OUTPUT (START)
2	T751 20YL (GAS)	FUSED IGNITION SWITCH OUTPUT (START)
3	D25 20WT/VT	PCI BUS
4	L13 20WT/YL (EXPORT)	HEADLAMP ADJUST SIGNAL
5	K32 18DB/YL	BRAKE TRANSMISSION SHIFT INTERLOCK SOLENOID CONTROL
6	-	-
7	W7 20BR/GY	WIPER PARK SWITCH SENSE
8	B20 20DG/OR	BRAKE FLUID LEVEL SWITCH SENSE
9	F201 20PK/OR	ORC RUN-START DRIVER
10	-	-
11	A106 20LB/RD	FUSED B(+)
12	P201 20LG/DB (EXCEPT EXPORT/EXCEPT MEMORY)	ADJUSTABLE PEDALS RELAY CONTROL
13	F2 18PK/YL	FCM OUTPUT (UNLOCK-RUN-START)
14	-	-
15	A114 16GY/RD	FUSED B(+ (I.O.D.)
16	D123 20WT/BR	FLASH PROGRAM ENABLE
17	L50 18WT/TN (DIESEL)	PRIMARY BRAKE SWITCH SIGNAL
17	L50 18WT/TN (GAS)	BRAKE LAMP SWITCH OUTPUT
18	-	-
19	X3 20DG/VT	HORN SWITCH SENSE
20	F100 18PK/VT	ORC RUN ONLY DRIVER



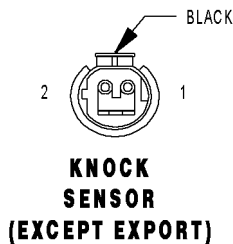
CONNECTOR PINOUTS



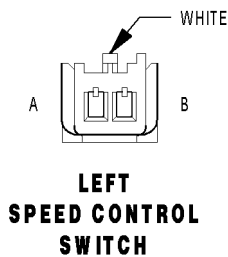
INTEGRATED POWER MODULE C8 - ORANGE 10 WAY		
CAV	CIRCUIT	FUNCTION
1	W3 14BR/WT	FRONT WIPER HIGH/LOW RELAY LOW SPEED OUTPUT
2	N1 16DB/OR (DIESEL)	FUEL HEATER RELAY OUTPUT
2	N1 18DB/OR (GAS)	FUEL PUMP RELAY OUTPUT
3	A108 18LG/RD (EXCEPT EXPORT)	FUSED B(+)
3	A108 20LG/RD (EXPORT)	FUSED B(+)
3	A108 20LG/RD (EXPORT)	FUSED B(+)
4	A103 18GY/RD	FUSED B(+)
5	L77 18WT/BR	FUSED PARK LAMP RELAY OUTPUT (LEFT)
6	W4 14BR/OR	FRONT WIPER HIGH/LOW RELAY HIGH SPEED OUTPUT
7	C51 12LB/BR (3 ZONE HVAC)	FUSED REAR BLOWER MOTOR RELAY OUTPUT
8	-	-
9	L78 18WT/OR	FUSED PARK LAMP RELAY OUTPUT (RIGHT)
10	L60 18WT/TN	RIGHT FRONT TURN SIGNAL DRIVER



INTEGRATED POWER MODULE C9 - BLACK 10 WAY		
CAV	CIRCUIT	FUNCTION
1	A116 14YL/RD (HIGHLINE AUDIO)	FUSED B(+)
2	F20 18PK/WT	FUSED IGNITION SWITCH OUTPUT (RUN-START)
3	C15 12DB/WT	FUSED DEFOGGER RELAY OUTPUT
4	A105 18DB/RD	FUSED B(+)
5	L61 20WT/LB	LEFT FRONT TURN SIGNAL DRIVER
6	A701 18BR/RD	FUSED B(+) (HAZARD)
6	A701 16BR/RD	FUSED B(+) (HAZARD)
7	F306 16DB/PK	FUSED ACCESSORY RELAY OUTPUT
8	F30 12PK/YL (POWER WINDOWS)	FUSED ACCESSORY RELAY OUTPUT
9	A115 12YL/RD	FUSED B(+)
10	F302 18GY/PK	FUSED ACCESSORY RELAY OUTPUT

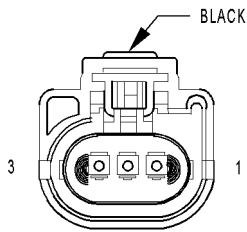


KNOCK SENSOR (EXCEPT EXPORT) - BLACK 2 WAY		
CAV	CIRCUIT	FUNCTION
1	K42 18DB/YL	KS SIGNAL
2	K942 18BR/LG	KS RETURN



LEFT SPEED CONTROL SWITCH - WHITE 2 WAY		
CAV	CIRCUIT	FUNCTION
A	V37 20VT (DIESEL)	SPEED CONTROL SWITCH SIGNAL
A	V37 20VT (GAS)	S/C SWITCH NO. 1 SIGNAL
B	Z23 20BK/VT	LEFT SPEED CONTROL SWITCH GROUND

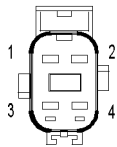
CONNECTOR PINOUTS



**MANIFOLD
ABSOLUTE
PRESSURE
SENSOR
(GAS)**

MANIFOLD ABSOLUTE PRESSURE SENSOR (GAS) - BLACK 3 WAY

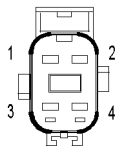
CAV	CIRCUIT	FUNCTION
1	K1 18VT/BR	MAP SIGNAL
2	K900 18DB/DG	SENSOR GROUND
3	F855 18PK/YL	5 VOLT SUPPLY



**OXYGEN
SENSOR 1/1
UPSTREAM
(GAS)**

OXYGEN SENSOR 1/1 UPSTREAM (GAS) - 4 WAY

CAV	CIRCUIT	FUNCTION
1	Z42 18BK/LG	GROUND
2	K99 18BR/LG	O2 1/1 HEATER CONTROL
3	K902 18BR/DG	O2 RETURN (UP)
4	K41 18DB/LB	O2 1/1 SIGNAL

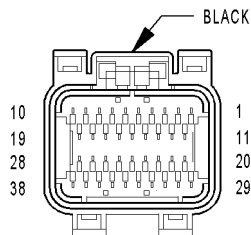


**OXYGEN
SENSOR 1/2
DOWNSTREAM
(GAS)**

OXYGEN SENSOR 1/2 DOWNSTREAM (GAS) - 4 WAY

CAV	CIRCUIT	FUNCTION
1	Z43 18BK/DB	GROUND
2	K299 18BR/WT	O2 1/2 HEATER CONTROL
3	K904 18DB/DG (2.4L)	O2 RETURN (DOWN)
3	K904 18BR/DG (3.3L/3.8L)	O2 RETURN (DOWN)
4	K141 18DB/YL	O2 1/2 SIGNAL

POWERTRAIN CONTROL MODULE C1 - BLACK 38 WAY

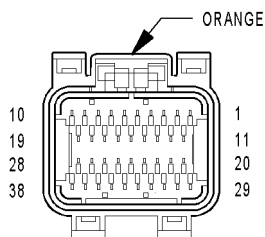


**POWERTRAIN
CONTROL
MODULE C1**

CAV	CIRCUIT	FUNCTION
1	-	-
2	-	-
3	-	-
4	-	-
5	-	-
6	-	-
7	-	-
8	-	-
9	Z130 18BK/BR	GROUND
10	-	-
11	F202 20PK/GY	FUSED IGNITION SWITCH OUTPUT (RUN-START)
12	F1 18PK/WT (EATX)	FCM OUTPUT (UNLOCK-RUN-START)
13	N7 18DB/OR (MTX)	VEHICLE SPEED SENSOR SIGNAL
14	-	-
15	-	-
16	-	-
17	-	-
18	Z131 18BK/DG	GROUND
19	-	-
20	G6 16VT/GY	ENGINE OIL PRESSURE SENSOR SIGNAL
21	-	-
22	G31 18VT/LG	AAT SIGNAL
23	-	-
24	-	-
25	D20 20WT/LG	SCI RECEIVE (PCM)
26	D123 20WT/BR (2.4L EATX)	SCI RECEIVE (TCM)
26	D123 20WT/OR (3.3L/3.8L)	SCI RECEIVE (TCM)
27	-	-
28	-	-
29	A109 18OR/RD	FUSED B(+)
30	T751 18YL	FUSED IGNITION SWITCH OUTPUT (START)
31	K141 18DB/YL	O2 1/2 SIGNAL
32	K904 18DB/DG (2.4L)	O2 RETURN (DOWN)
32	K904 18BR/DG (3.3L/3.8L)	O2 RETURN (DOWN)
33	-	-
34	-	-
35	-	-
36	D21 20WT/DG (2.4L)	SCI TRANSMIT (PCM)
36	D21 20WT/BR (3.3L/3.8L)	SCI TRANSMIT (PCM)
37	D15 18DG/YL (EATX)	SCI TRANSMIT (TCM)
38	D25 18WT/VT	PCI BUS

CONNECTOR PINOUTS

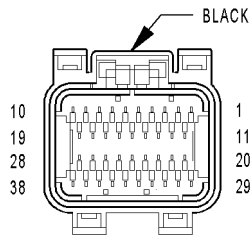
POWERTRAIN CONTROL MODULE C2 - ORANGE 38 WAY



**POWERTRAIN
CONTROL
MODULE C2**

CAV	CIRCUIT	FUNCTION
1	-	-
2	-	-
3	-	-
4	K58 16BR/VT (3.3L/3.8L)	INJECTOR CONTROL NO. 6
5	K38 16BR/OR (3.3L/3.8L)	INJECTOR CONTROL NO. 5
6	-	-
7	K18 16BR/OR (3.3L/3.8L)	COIL CONTROL NO. 3
8	K35 18DB/VT (3.3L)	EGR SOLENOID CONTROL
9	K17 16DB/TN	IGNITION COIL NO. 2 DRIVER
10	K19 16DB/DG	COIL CONTROL NO. 1
11	K14 16 BR/TN	INJECTOR CONTROL NO. 4
12	K13 16BR/LB	INJECTOR CONTROL NO. 3
13	K12 16BR/DB	INJECTOR CONTROL NO. 2
14	K11 16BR/YL	INJECTOR CONTROL NO. 1
15	-	-
16	-	-
17	-	-
18	K99 18BR/LG	O2 1/1 HEATER CONTROL
19	K20 18BR/GY	GEN FIELD CONTROL
20	K2 18VT/OR	ECT SIGNAL
21	K22 18BR/OR	TP SIGNAL
22	K34 18DB/LG (3.3L)	EGR SOLENOID SIGNAL
23	K1 18VT/BR	MAP SIGNAL
24	K942 18BR/LG (EXCEPT 3.3L)	KS RETURN
25	K42 18DB/YL (EXCEPT 3.3L)	KS SIGNAL
26	-	-
27	K900 18DB/DG	SENSOR GROUND
28	K961 18BR/VT	IAC RETURN
29	F855 20PK/YL	5 VOLT SUPPLY
30	K21 18DB/LG	IAT SIGNAL
31	K41 18DB/LB	O2 1/1 SIGNAL
32	K902 18BR/DG	O2 RETURN (UP)
33	-	-
34	K44 18DB/GY	CMP SIGNAL
35	K24 18BR/LB	CKP SIGNAL
36	-	-
37	-	-
38	K61 18VT/GY	IAC MOTOR CONTROL

POWERTRAIN CONTROL MODULE C3 - NATURAL 38 WAY

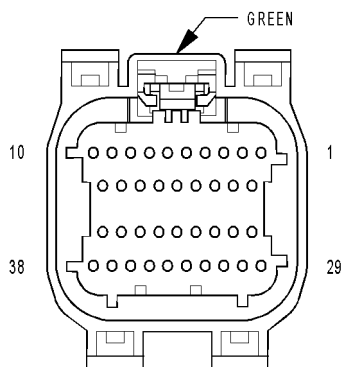


**POWERTRAIN
CONTROL
MODULE C3**

CAV	CIRCUIT	FUNCTION
1	-	-
2	-	-
3	K51 18BR/WT	ASD RELAY CONTROL
4	-	-
5	V35 18VT/OR	S/C VENT CONTROL
6	K173 18BR/VT	RAD FAN RELAY CONTROL
7	V32 18VT/YL	SPEED CONTROL SUPPLY
8	K106 20VT/LB (EXCEPT EXPORT)	NVLD SOL CONTROL
9	K299 18BR/WT	O2 1/2 HEATER CONTROL
10	-	-
11	C13 18LB/OR	A/C CLUTCH RELAY CONTROL
12	V36 18VT/YL	S/C VACUUM CONTROL
13	-	-
14	-	-
15	-	-
16	-	-
17	-	-
18	-	-
19	K342 16BR/WT	ASD RELAY OUTPUT
20	K52 18DB/WT	EVAP PURGE CONTROL
21	T141 18YL (MTX EXPORT)	FUSED IGNITION SWITCH OUTPUT (START)
22	-	-
23	B29 18DG/WT	BRAKE SWITCH SIGNAL
24	-	-
25	-	-
26	-	-
27	-	-
28	K342 16BR/WT	ASD RELAY OUTPUT
29	K70 18DB/BR	EVAP PURGE SIGNAL
30	-	-
31	C18 18LB/BR	A/C PRESSURE SIGNAL
32	K91 18DB/YL	BATTERY TEMP SIGNAL
33	-	-
34	V37 18VT	S/C SWITCH NO. 1 SIGNAL
35	K107 20VT/WT (EXCEPT EXPORT)	NVLD SWITCH SIGNAL
36	-	-
37	K31 18BR	FUEL PUMP RELAY CONTROL
38	T752 18DG/OR	STARTER RELAY CONTROL

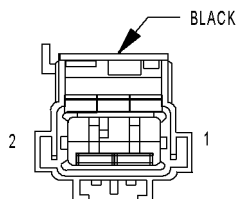
CONNECTOR PINOUTS

POWERTRAIN CONTROL MODULE C4 - GREEN 38 WAY



**POWERTRAIN
CONTROL
MODULE C4**

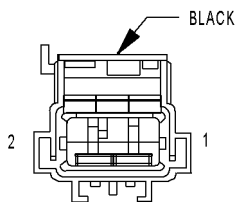
CAV	CIRCUIT	FUNCTION
1	T60 18YL/GY	OVERDRIVE SOLENOID CONTROL
2	T59 18DB/LB	UNDERDRIVE SOLENOID CONTROL
3	-	-
4	-	-
5	-	-
6	T19 18YL/DB	2-4 SOLENOID CONTROL
7	-	-
8	-	-
9	-	-
10	T20 18DG/WT	LOW/REVERSE SOLENOID CONTROL
11	-	-
12	-	-
13	Z133 16BK/LG	GROUND
14	Z133 16BK/LG	GROUND
15	T1 18DG/LB	TRS T1 SENSE
16	T3 18DG/DB	TRS T3 SENSE
17	-	-
18	T15 18YL/BR	TRANSMISSION CONTROL RELAY CONTROL
19	T16 18YL/OR	TRANSMISSION CONTROL RELAY OUTPUT
20	-	-
21	-	-
22	T9 18DG/TN	OVERDRIVE PRESSURE SWITCH SENSE
23	-	-
24	-	-
25	-	-
26	-	-
27	T41 18DG/GY	TRS T41 SENSE
28	T16 18YL/OR	TRANSMISSION CONTROL RELAY OUTPUT
29	T50 18YL/TN	LOW/REVERSE PRESSURE SWITCH SENSE
30	T47 18YL/DG	2-4 PRESSURE SWITCH SENSE
31	-	-
32	T14 18DG/BR	OUTPUT SPEED SENSOR SIGNAL
33	T52 18DG/WT	INPUT SPEED SENSOR SIGNAL
34	T13 18DG/VT	SPEED SENSOR GROUND
35	T54 18DG/OR	TRANSMISSION TEMPERATURE SENSOR SIGNAL
36	-	-
37	T42 18DG/YL	TRS T42 SENSE
38	T16 18YL/OR	TRANSMISSION CONTROL RELAY OUTPUT



**RADIATOR
FAN NO. 1
(GAS)**

RADIATOR FAN NO. 1 (GAS) - BLACK 2 WAY

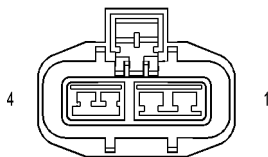
CAV	CIRCUIT	FUNCTION
1	N23 12DB/DG	RADIATOR FAN RELAY OUTPUT
2	Z223 12BK/DG	GROUND



RADIATOR FAN NO. 2 (GAS)

RADIATOR FAN NO. 2 (GAS) - BLACK 2 WAY

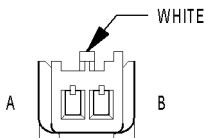
CAV	CIRCUIT	FUNCTION
1	N23 12DB/DG	RADIATOR FAN RELAY OUTPUT
2	Z223 12BK/DG	GROUND



RADIATOR FAN RELAY (GAS)

RADIATOR FAN RELAY (GAS) - 4 WAY

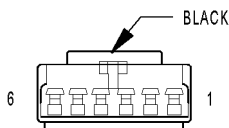
CAV	CIRCUIT	FUNCTION
1	A112 12OR/RD	FUSED B(+)
2	N23 12DB/DG	RADIATOR FAN RELAY OUTPUT
3	Z723 18BK/DG	GROUND
4	N173 18DB/VT	RAD FAN RELAY CONTROL



RIGHT SPEED CONTROL SWITCH

RIGHT SPEED CONTROL SWITCH - WHITE 2 WAY

CAV	CIRCUIT	FUNCTION
A	V37 20VT (DIESEL)	SPEED CONTROL SWITCH SIGNAL
A	V37 20VT (GAS)	S/C SWITCH NO. 1 SIGNAL
B	Z23 20BK/VT	RIGHT SPEED CONTROL SWITCH GROUND

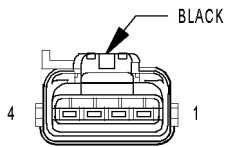


SENTRY KEY REMOTE ENTRY MODULE (SKREEM)

SENTRY KEY REMOTE ENTRY MODULE (SKREEM) - BLACK 6 WAY

CAV	CIRCUIT	FUNCTION
1	-	-
2	D25 20WT/VT	PCI BUS
3	-	-
4	F20 20PK/WT	FUSED IGNITION SWITCH OUTPUT (RUN-START)
5	Z120 22BK/WT	GROUND
6	A114 20GY/RD	FUSED B(+) (I.O.D.)

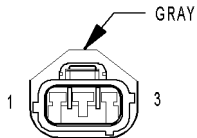
CONNECTOR PINOUTS



**SPEED
CONTROL
SERVO
(GAS)**

SPEED CONTROL SERVO (GAS) - BLACK 4 WAY

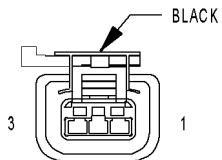
CAV	CIRCUIT	FUNCTION
1	V36 18VT/YL	S/C VACUUM CONTROL
2	V35 18VT/OR	S/C VENT CONTROL
3	V30 20VT/WT	S/C BRAKE SWITCH OUTPUT
4	Z155 18BK/LG	GROUND



**THROTTLE
POSITION
SENSOR
(GAS)**

THROTTLE POSITION SENSOR (GAS) - GRAY 3 WAY

CAV	CIRCUIT	FUNCTION
1	K900 18DB/DG	SENSOR GROUND
2	K22 18BR/OR	TP SIGNAL
3	F855 20PK/YL	5 VOLT SUPPLY



**VEHICLE
SPEED
SENSOR
(MTX)**

VEHICLE SPEED SENSOR (MTX) - BLACK 3 WAY

CAV	CIRCUIT	FUNCTION
1	F855 20PK/YL (2.4L)	5 VOLT SUPPLY
1	F202 18PK/GY (DIESEL)	FUSED IGNITION SWITCH OUTPUT (RUN-START)
2	K900 18DB/DG (2.4L)	SENSOR GROUND
2	K900 20DB/DG (DIESEL)	SENSOR GROUND
3	N7 18DB/OR (2.4L)	VEHICLE SPEED SIGNAL
3	N7 20DB/OR (DIESEL)	VEHICLE SPEED SENSOR SIGNAL